



**WALRUS**

CONCEPT MASTERPLAN : DESA PARKCITY

DESAPARKCITY " MASTERPLAN

MALAYSIA



ENTRANCE FEATURE VISUALI





WALRUS

LANDSCAPE CONCEPT MASTERPLAN : DESA PARKCITY

Composite Master Plan



- 1 - Park Entry Statement
- 2 - Parkland Lawns and curving footpaths
- 3 - Central Lake with varying edge treatments
- 4 - Lake Jetty
- 5 - Parkland Drive
- 6 - Bridge and Weir
- 7 - Creek and Linear Park
- 8 - Activity Area



- 1 - Park Entry Statement
- 2 - Parkland Lawns and curving footpaths
- 5 - Parkland Drive
- 6 - Bridge and Weir


LANDSCAPE CONCEPT MASTERPLAN : DESA PARKCITY



SKETCH OF PROPOSED ENHANCED DRAINAGE CHANNEL TREATMENT

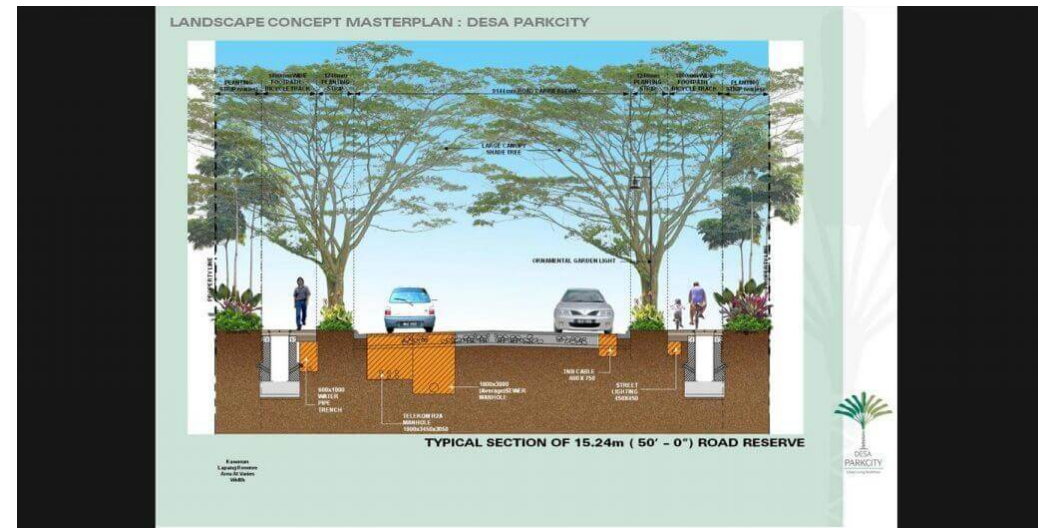
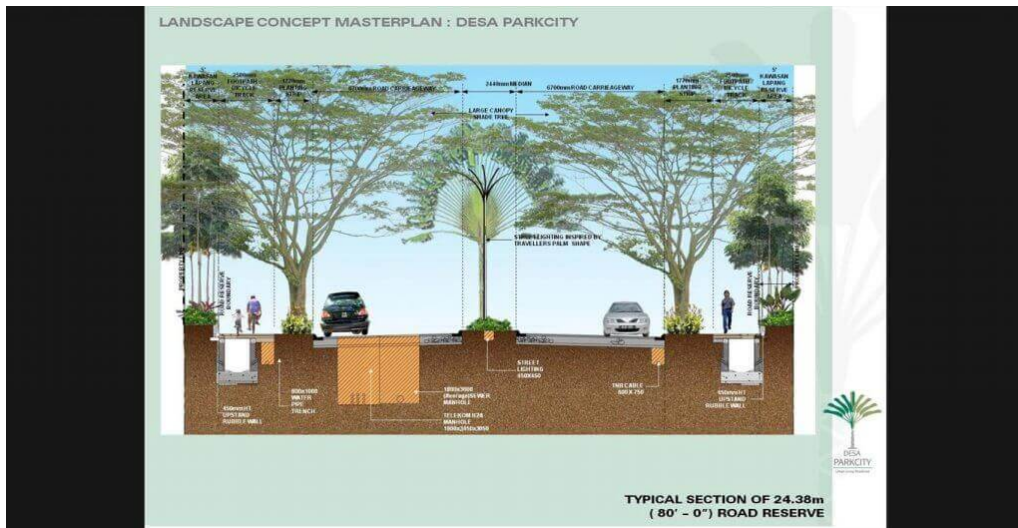

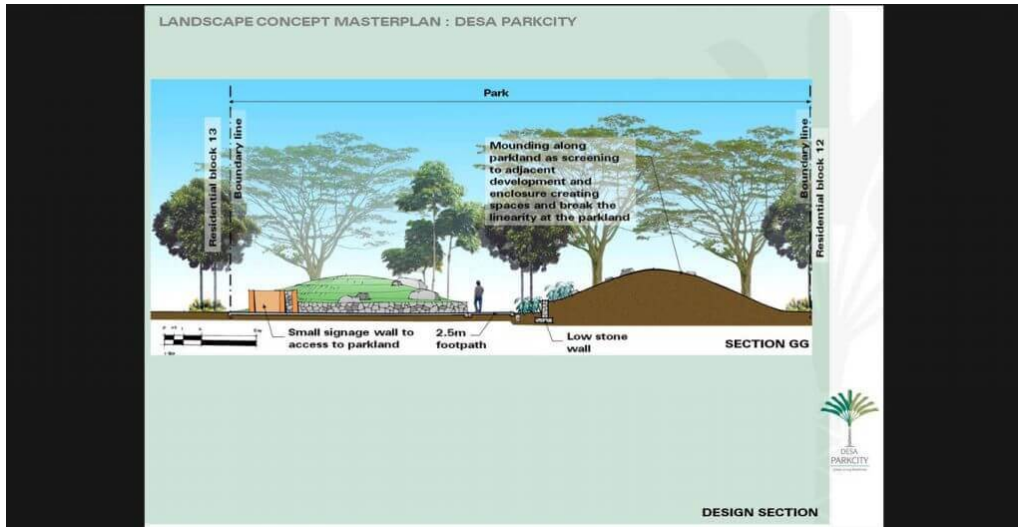


LANDSCAPE CONCEPT MASTERPLAN : DESA PARKCITY



SKETCH OF INTENDED CENTRAL PARKLAND CHARACTER







WALRUS